

Canvas for Students

Canvas Help Guides for Students

- [Logging into Canvas](#)
- [Canvas Dashboard: Seeing your Courses](#)

Logging into Canvas

First time Canvas users:

Once you have registered for courses for the first time, your Canvas account will be automatically generated.

LoLA and Canvas login information is the same:

If you already have your LoLA username and have created a password, your LoLA login information is the same for Canvas! If you change your LoLA password, it changes your Canvas password as well.

Logging into Canvas:

Go to <https://northshorecollege.instructure.com/login/ldap>

Louisiana's Community & Technical Colleges



Delgado



[Browse courses](#)

LoLA Username

Password

[LoLA User - Reset Password](#)

[Non-LoLA User - Reset Password](#)

Log In

[Help](#)

[Privacy Policy](#)

[Acceptable Use Policy](#)

[Facebook](#)

[Twitter](#)

 INSTRUCTURE

Notice:

Your LoLA username and password is the same for Canvas, so once you change your password on LoLA it will change it for your Canvas account.

Your student email is NOT the same as your LoLA and Canvas accounts.

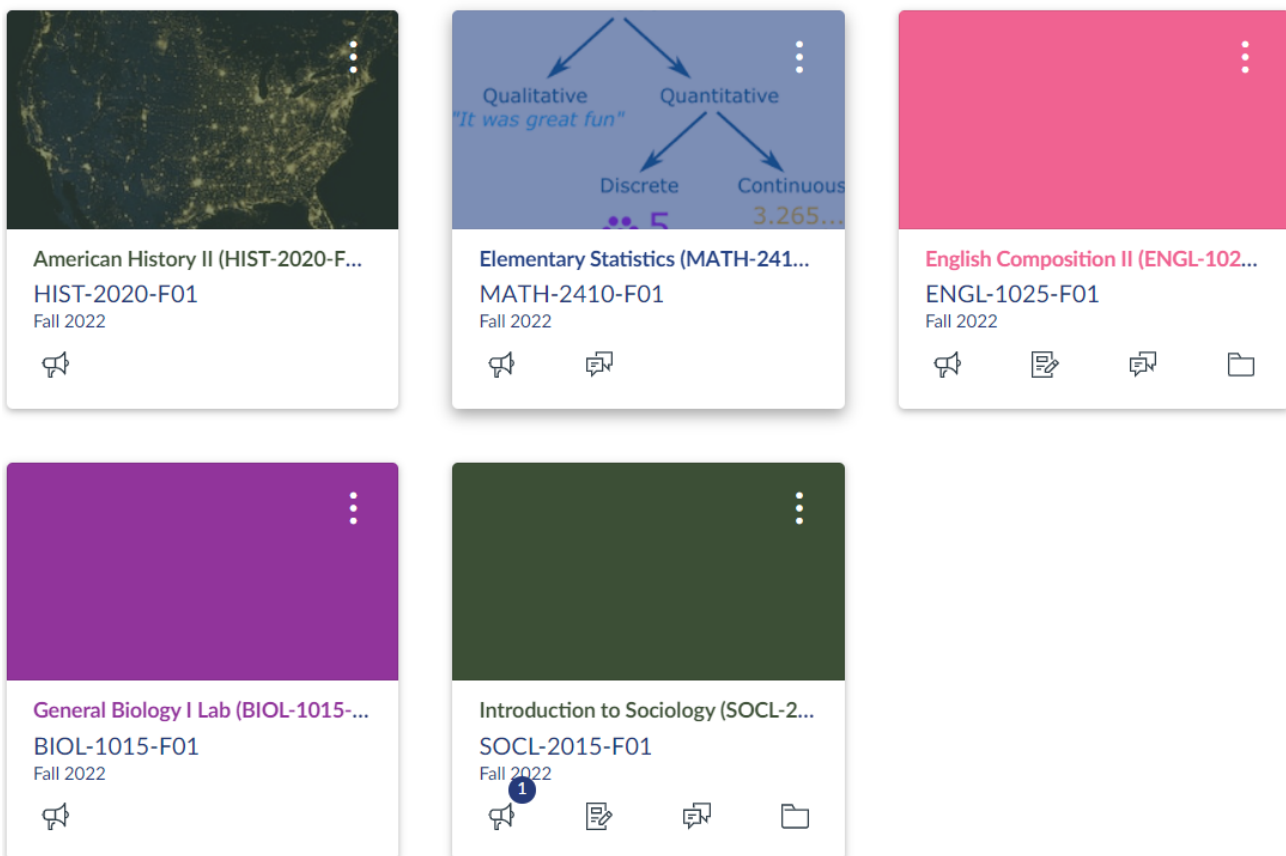
Canvas Dashboard: Seeing your Courses

Course Visibility:

Courses are usually published no later than the first official day of the semester.

For each course you are registered in, a Course Tile will appear on your Dashboard.

Example Dashboard with Course Tiles:



First Day of Class and Course tiles are missing?

1. Please check your course schedule in LoLA to verify your course enrollment.
2. Please contact the instructor to ask if the course has been published.
3. Complete a HelpDesk Ticket - <https://helpdesk.northshorecollege.edu/login.jsp> under the Canvas/ Online Learning option.

Accessing Course Material:

To access your course material, click on the course Tile. This will bring you into the course, and you will be able to see the course material.

Does your Dashboard look different?









Canvas provides three ways to look at your Dashboard! To change your Dashboard view,

To change the Dashboard view, click the three dots on the top right of your Dashboard.

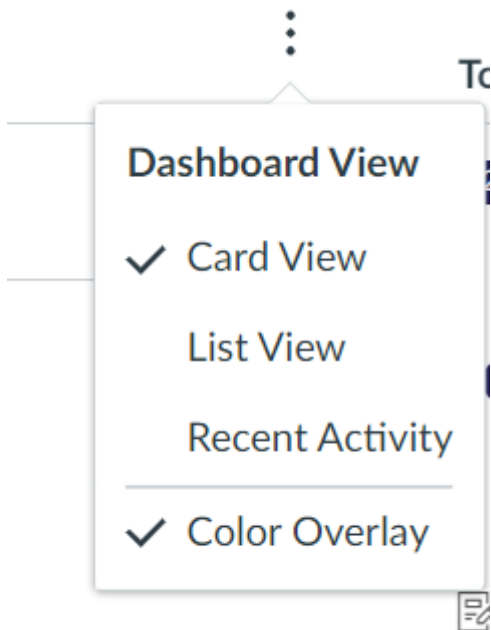
Dashboard



Published Courses (12)

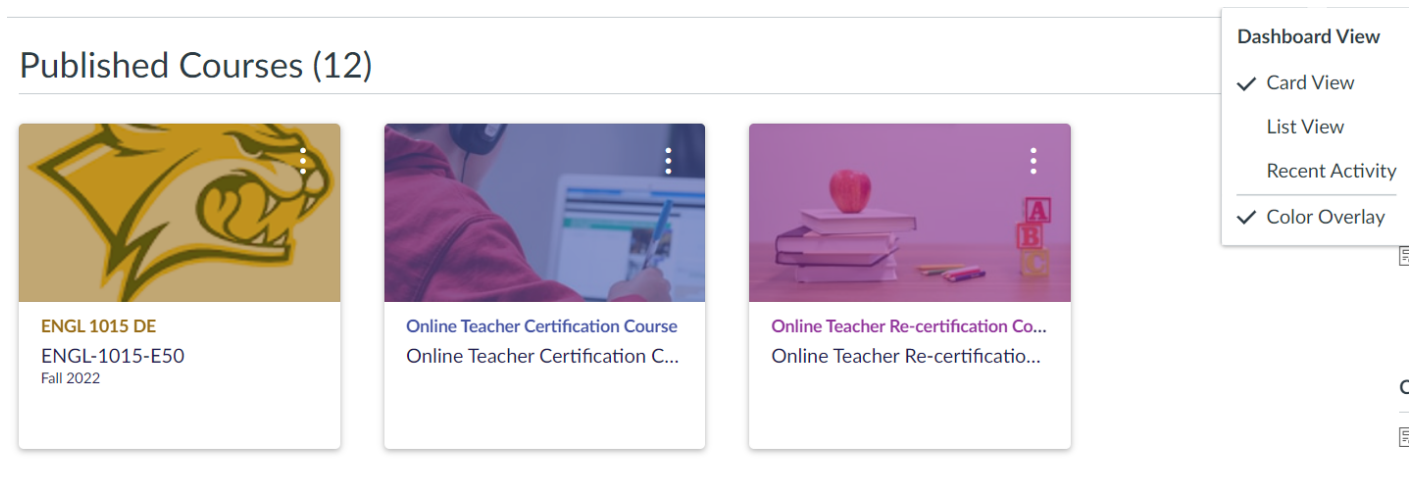
 <p>ENGL 1015 DE ENGL-1015-E50 Fall 2022</p>	 <p>Online Teacher Certification Course Online Teacher Certification C...</p>	 <p>Online Teacher Re-certification Co... Online Teacher Re-certificatio...</p>
 <p>Design Tools Primary Customizati... Design Tools Primary Customi...</p> 	 <p>Dual Enrollment Instructor and Fa... Dual Enrollment Instructor an...</p>	 <p>Design Tools ENGL Extended Cust... Design Tools ENGL Extended ...</p> 

Then, from the menu that appears, choose which view you prefer.



Dashboard Examples:

Card View



List View

Today

September 22

ONLINE CERT NEW

ONLINE CERT NEW ASSIGNMENT

Picture and Biography Assignment


10 PTS

DUE: 11:59 PM


Tomorrow, September 23

Nothing Planned Yet

September 24 to October 2



Nothing Planned Yet



Monday, October 3

ONLINE CERT NEW

ONLINE CERT NEW ASSIGNMENT

Creating or Modifying a Course Homepage

10 PTS

DUE: 11:59 PM


Recent Activity View

Recent Activity

- 


1 Announcement

Ictcs.elcwg

SHOW MORE ▾
- 

25 Assignment Notifications

LCTCS.FLC.2020, ENGL-1015-E50, Online Teacher Certification Course, and Online & Hybrid Teacher Certification Course_New Faculty_08052022

SHOW MORE ▾
- 

2 Discussions

Online Teacher Certification Course and ENGL-1015-E50

SHOW MORE ▾

Note:

It is easy to miss work and assignments will in List View or Recent Activity View. Card View is recommended, and students should check their Canvas course shells (tiles) regularly!