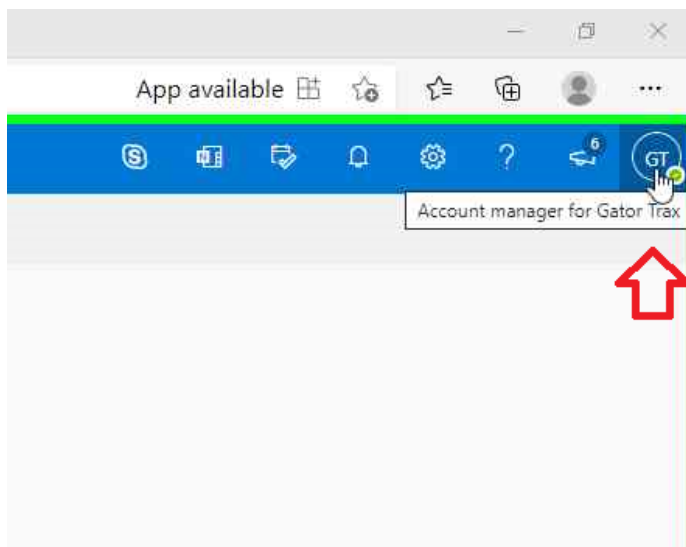


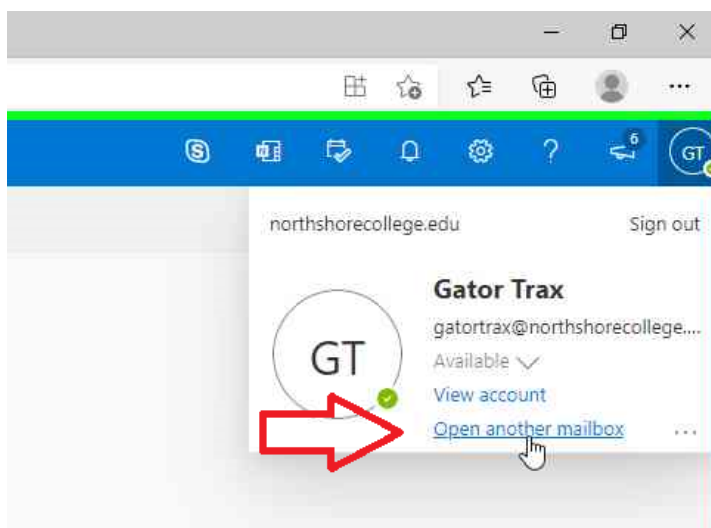
How to open a shared email mailbox.

If you have been granted access to a shared email mailbox, you can access it from webmail easily.

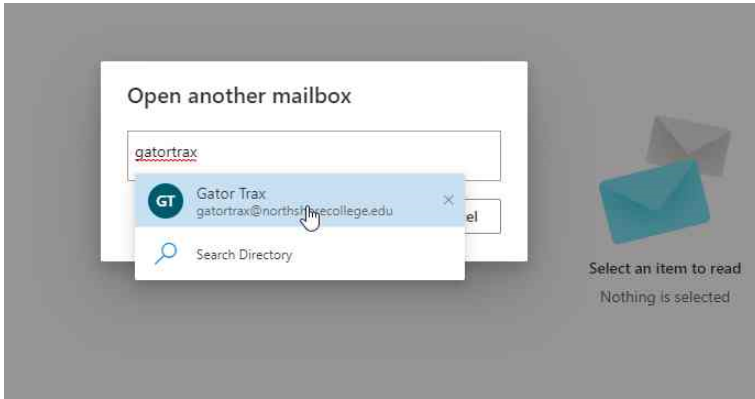
1. Open your webmail. You should see your list of emails in your inbox or other folder.
2. Click on your initials or picture in the upper-right corner of the screen (depending on whether you have uploaded a profile picture or not).



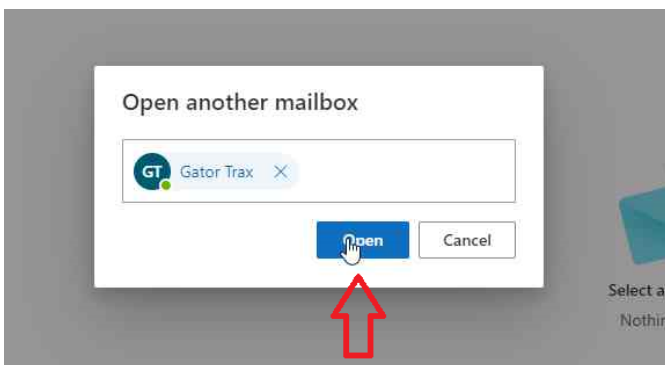
3. Click on "Open another mailbox".



4. In the Open another mailbox dialog box that opens up, start to type the email address/name of the mailbox you are trying to open. Autocomplete should find the mailbox.



5. Click "Open" to open the mailbox



If you receive an error message like the one below that says "Something went wrong. You don't have permission to perform this action," you do not have permissions to access this mailbox. If you feel that you should have access to that shared mailbox, please have the manager of that mailbox grant you access. The manager of the mailbox can be given access to that mailbox. IT will not grant you access to that mailbox. IT will not grant you access to that mailbox.



500

Something went wrong.

You don't have permission to perform this action.

Refresh the page

More details

mailbox.

Revision #2

Created 2022-10-20 20:51:55 UTC by Karrie White

Updated 2022-10-25 19:43:00 UTC by Karrie White